

BallistiScan

Quick Start Guide



A quick start video is available at www.ballistiglass.com

Use your mobile phone's camera to capture this QR Code. It will take you to the website.



WWW.BALLISTIGLASS.COM
BALLISTIGLASS LLC
PARKLAND, FL 33076 USA



(800) 960-4097
SUPPORT@BALLISTIGLASS.COM

*Before you begin, it is **HIGHLY** recommended that you read the white paper "School Metal Detectors - A New Approach" which can be found on the "docs" page of the ballistiglass.com website. Scan the QR Code found on this page with your phone to take you to the website. >support>docs*

Step 1: Set up equipment

1. Set up the stanchions (barrier poles) 4 feet apart.



2. Open the BallistiScan case, remove laptop PC, and set aside the 2 metal sensors.



3. Attach the two sensors on top of the stanchions using the supplied Velcro strips.

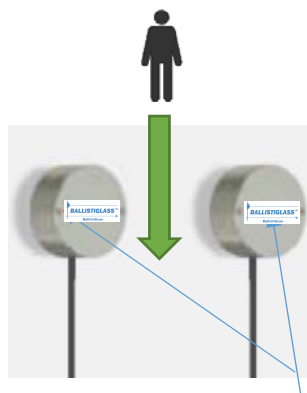
















Figure 1: The sensors must be oriented perpendicular to pedestrian traffic using the BallistiScan sticker as a guide.

4. To protect pedestrians from tripping over the sensor cables, cover the pathway with a mat. Keep the DSP unit in the protective case to keep it safe.


WWW.BALLISTIGLASS.COM
BALLISTIGLASS LLC
PARKLAND, FL 33076 USA


(800) 960-4097
SUPPORT@BALLISTIGLASS.COM

BALLISTIGLASS TEST VALUES

ITEM	AVERAGE	HIGH VALUE	LOW VALUE
UNLOADED AR-15 RIFLE 	2354	2800	1800
UNLOADED 9 MM PISTOL 	136	170	75
UNLOADED FIVESEVEN PISTOL 	69	75	55
UNLOADED 357 MAGNUM PISTOL 	678	960	575
UNLOADED 44 MAGNUM PISTOL 	546	700	425
KITCHEN KNIFE 	63	100	50
LAPTOP PC 	1214	1500	1000
APPLE IWATCH 	126	155	85
JUUL E-CIG 	403	510	335
APPLE IPHONE 	222	325	175
3-RING BINDER 	580	760	450
APPLE IPAD 	541	610	400
USB CHARGER 	99	135	75

Note: barriers were set 4 feet apart, sensitivity setting was 3. Lowest threat is kitchen knife at 50.

Loaded firearms have higher respective readings. These tests were performed with unloaded firearms.



WWW.BALLISTIGLASS.COM
 BALLISTIGLASS LLC
 PARKLAND, FL 33076 USA



(800) 960-4097
 SUPPORT@BALLISTIGLASS.COM

** CONFIDENTIAL – PLEASE DO NOT DISTRIBUTE WITHOUT PERMISSION **

BALLISTIGLASS and COUNTERFIRE are registered trademarks of Ballistiglass LLC. All rights reserved.